

RESIDENTIAL ROOF REPORT

Client Information:

Xxxxxx

Ph: 987-654-3210

Email: xxxxxx@xxxx.com

Customer Information

Xxxxxx

1234 St Name, City, ST 00000

Order No. 0000



Table of Contents	Page
Aerial View	2
Summary	3
Area Storeys	4
Property Views	5-6
Length Plans	7
Area Measurements	8
Pitch Values	9
Waste Factor	10
Gutter Count	11
Street View	12

Client Information:
XXXXXX
Ph: 987-654-3210
Email: xxxxxx@xxxx.com

Customer Information
XXXXXX
1234 St Name, City, ST 00000

Residential Roof Report

Order No. 0000

Aerial View



Client Information:
 Xxxxxx
 Ph: 987-654-3210
 Email: xxxxxx@xxxx.com

Customer Information
 Xxxxxx
 1234 St Name, City, ST 00000

Residential Roof Report

Order No. 0000

Summary of Lengths, Areas and Pitches Table

Total Area	30.99	Pitched Planes (Sq.)	30.99
Primary Pitch	6:12	Flat Planes (0:12) (Sq.)	0.00
Ridges (ft)	24	Valleys (ft)	73
Hips (ft)	229	Rakes + Eaves (ft)	335
Rakes (ft)	49	Step Flashing (ft)	51
Eaves (ft)	286	Total Skylights	0
Apron Flashing (ft)	30	Total Chimneys	0
Parapet Lengths (ft)		Solar Panels	0
Ridge + Hips (ft)	253	RTUs	0

Note : All measurements are rounded off to nearest square foot /linear foot where appropriate

<u>Main Structure</u>		<u>Detached Building 1</u>		<u>Detached Building 2</u>		<u>Flat Roof 0:12 (Break Down)</u>		<u>Pitches table</u>						
Total Area	3099	Total Area		Total Area		Total Area	0.00	<table border="1"><tr><th>Pitch/Slope</th><th>Area</th></tr><tr><td>6:12</td><td>3099</td></tr><tr><td>Total</td><td>3099</td></tr></table>	Pitch/Slope	Area	6:12	3099	Total	3099
Pitch/Slope	Area													
6:12	3099													
Total	3099													
Ridges (ft)	24	Ridges (ft)		Ridges (ft)		Ridges (ft)	0							
Hips (ft)	229	Hips (ft)		Hips (ft)		Hips (ft)	0							
Rakes (ft)	49	Rakes (ft)		Rakes (ft)		Rakes (ft)	0							
Eaves (ft)	286	Eaves (ft)		Eaves (ft)		Eaves (ft)	0							
Valleys (ft)	73	Valleys (ft)		Valleys (ft)		Valleys (ft)	0							
Apron Flashing (ft)	30	Apron Flashing (ft)		Apron Flashing (ft)		Apron Flashing (ft)	0							
Step Flashing (ft)	51	Step Flashing (ft)		Step Flashing (ft)		Step Flashing (ft)	0							
Ridge + Hips (ft)	253	Ridge + Hips (ft)		Ridge + Hips (ft)		Ridge + Hips (ft)	0							
Rakes + Eaves (ft)	335	Rakes + Eaves (ft)		Rakes + Eaves (ft)		Rakes + Eaves (ft)	0							

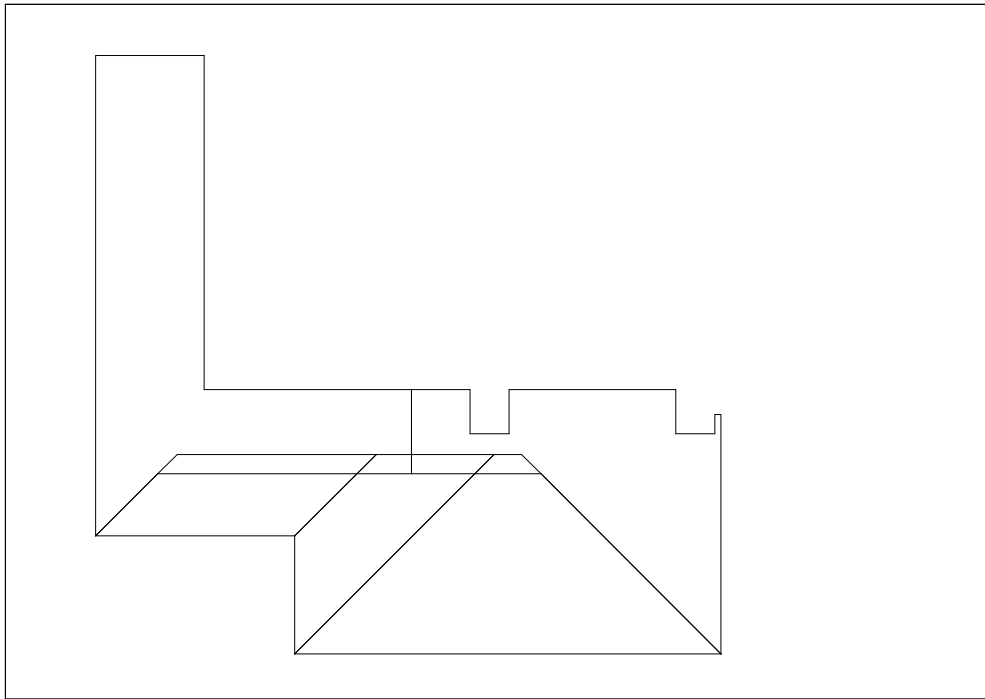
Client Information:
XXXXXX
Ph: 987-654-3210
Email: xxxxxx@xxxx.com

Customer Information
XXXXXX
1234 St Name, City, ST 00000

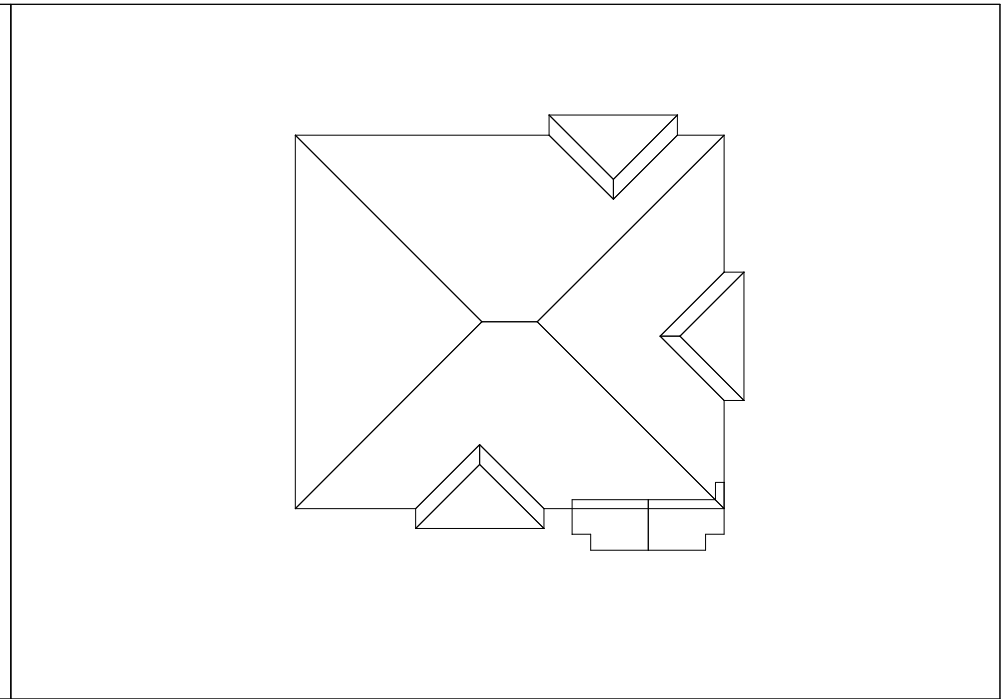
Residential Roof Report

Order No. 0000

1st Storey



2nd Storey & Above



Pitches table

Pitch/Slope	Area
6:12	541
Total	541

Pitches table

Pitch/Slope	Area
6:12	2558
Total	2558

Client Information:
XXXXXX
Ph: 987-654-3210
Email: xxxxxx@xxxx.com

Customer Information
XXXXXX
1234 St Name, City, ST 00000

Residential Roof Report

Order No. 0000

Property Views



North View



South View

Client Information:
XXXXXX
Ph: 987-654-3210
Email: xxxxxx@xxxx.com

Customer Information
XXXXXX
1234 St Name, City, ST 00000

Residential Roof Report

Order No. 0000

Property Views

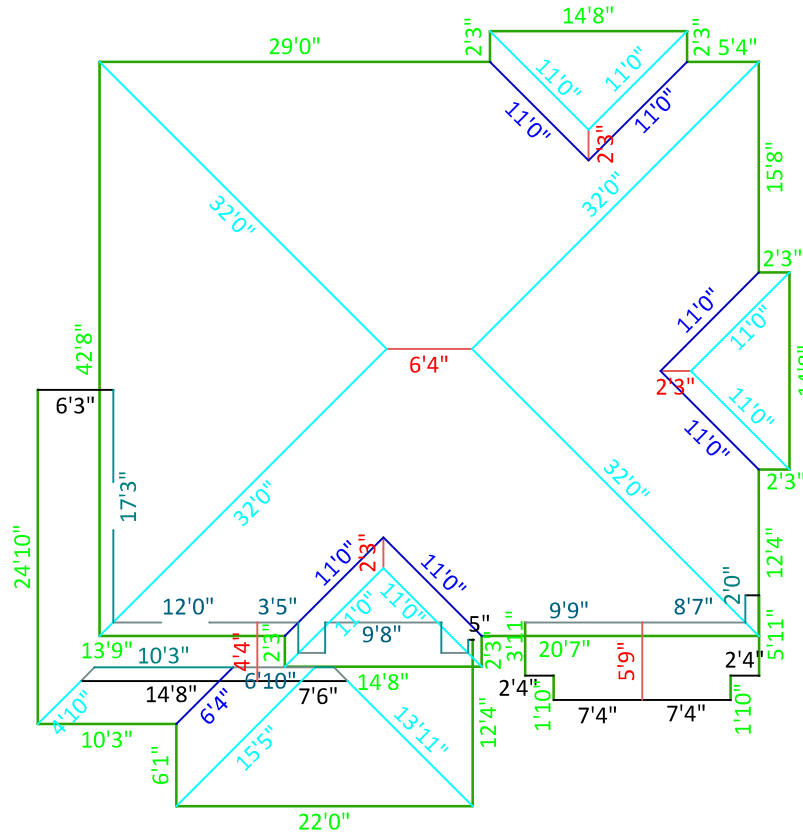


East View



West View

Length Plan



Legend

Eaves (ft) = 286 Rakes (ft) = 49 Ridges (ft) = 24 Hips (ft) = 229 Valleys (ft) = 73 Apron Flashing (ft) = 30 Step Flashing (ft) = 51 Parapet Lengths (ft) = 0

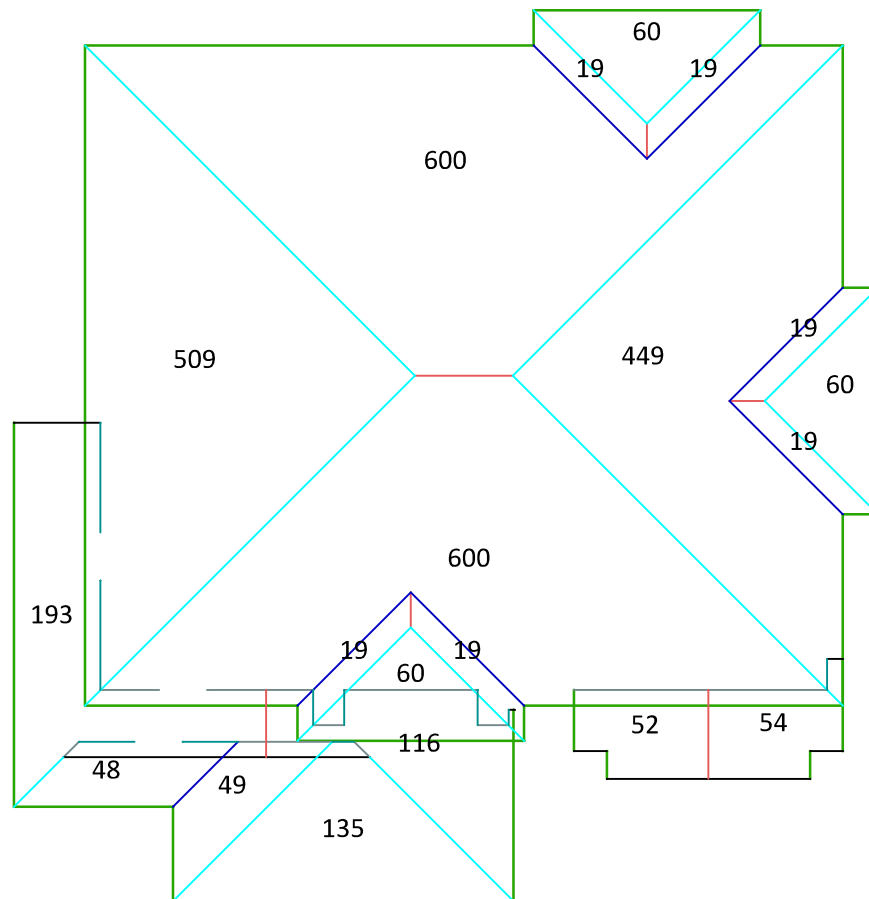
Client Information:

Customer Information

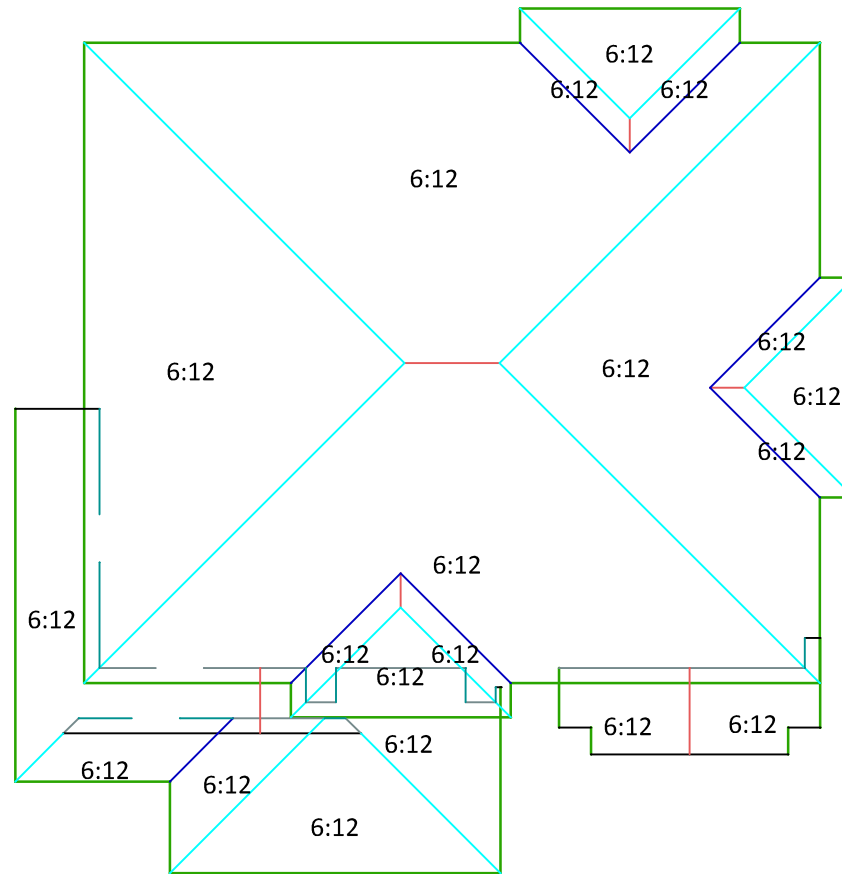
Residential Roof Report

Order No.

Area Measurements



Pitch Values



Client Information:
XXXXXX
Ph: 987-654-3210
Email: xxxxxx@xxxx.com

Customer Information
XXXXXX
1234 St Name, City, ST 00000

Residential Roof Report

Order No. 0000

Waste Factor Calculations

Waste Factor Calculation for (30.99) Sq						
5%	10%	12%	15%	18%	20%	25%
32.54	34.09	34.71	35.64	36.57	37.19	38.74

Complexity Rating: 3

Suggested Waste

Roof Waste % without bundling cap & starter: 12.51

Total Waste % for this roof: 25.38

Note: The above table does not include the extra supplies required for ridge, hip, and starting lengths. The suggested waste factor is supplied as a guide only; real waste percentages may vary depending on a number of uncontrollable factors. Individual installation methods, crew experiences, complexities in the asphalt shingle material, and probable reclamation from the area are a few examples of these waste factor variables, but they are not the only ones. The suggested waste factor from Aerial Estimate may not apply to all results. The proposed waste is not intended to take the place of experience or judgement with regard to any specific replacement or repair job.

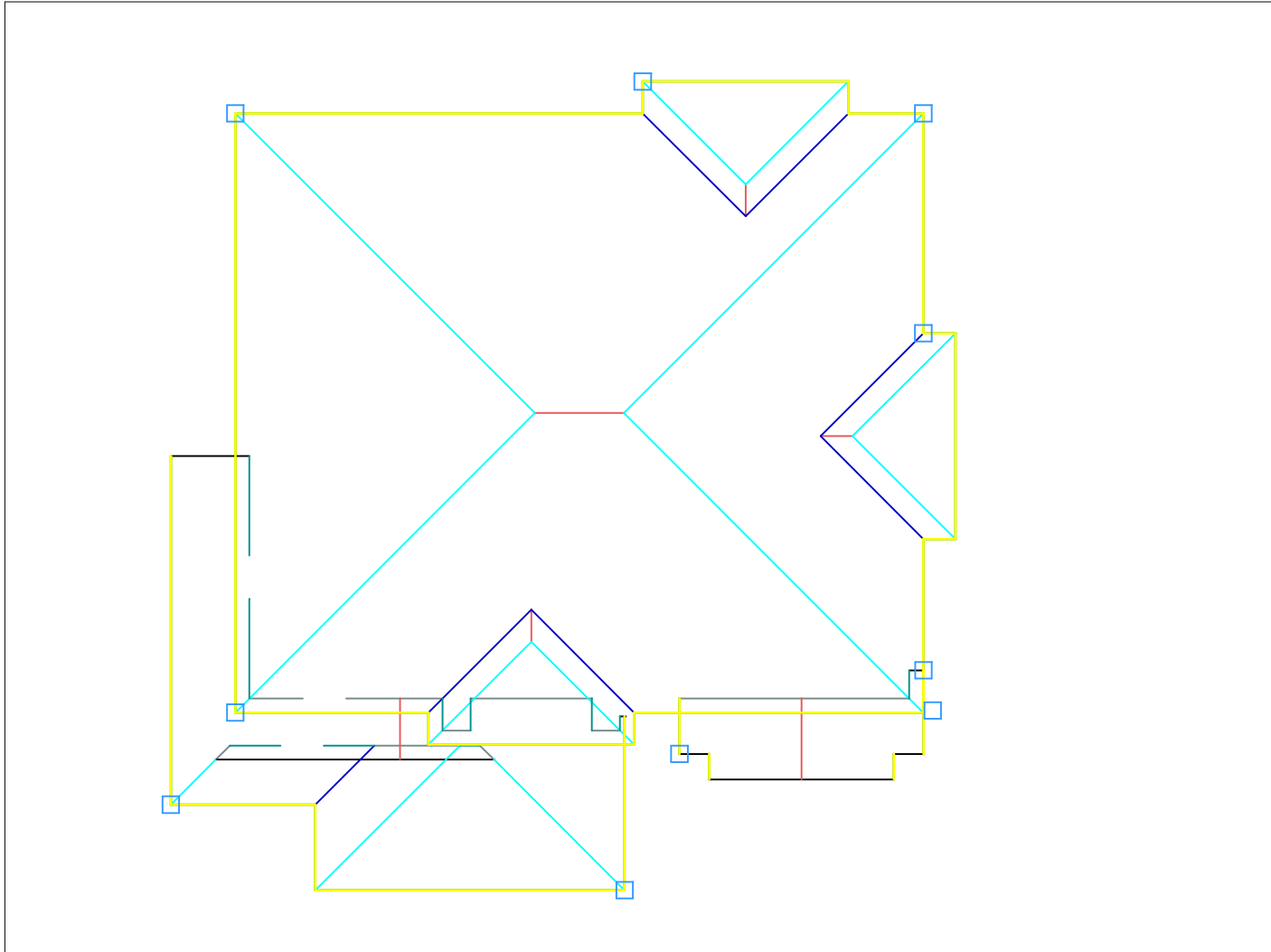
Client Information:
 Xxxxxx
 Ph: 987-654-3210
 Email: xxxxxx@xxxx.com

Customer Information
 Xxxxxx
 1234 St Name, City, ST 00000

Residential Roof Report

Order No. 0000

Downspout & Length Plan



Gutter Accessory Count

Gutter Length (Ft.)	286
Downspouts	10
Inner 90 Corner	7
Outer 90 Corner	13
Inner 135 Corner	0
Outer 135 Corner	0
Left End Caps	5
Right End Caps	5
Downspout Lengths (approx.) Ft.	170

Notes:

Client Information:
XXXXXX
Ph: 987-654-3210
Email: xxxxxx@xxxx.com

Customer Information
XXXXXX
1234 St Name, City, ST 00000

Residential Roof Report

Order No. 0000

Street View

