

RESIDENTIAL ROOF REPORT

Client Information:

Xxxxx

Ph:987-654-3210

Email:xxxxx@xxxx.xxx

Customer Information

Order No.0000

1234 St Name, City ST 000000



Table of Contents	Page
Aerial View	2
Summary	3
Area Storys	4
Property Views	5-6
Length Plans	7
Area Measurements	8
Pitch Values	9
Waste Factor	10
Street View	11

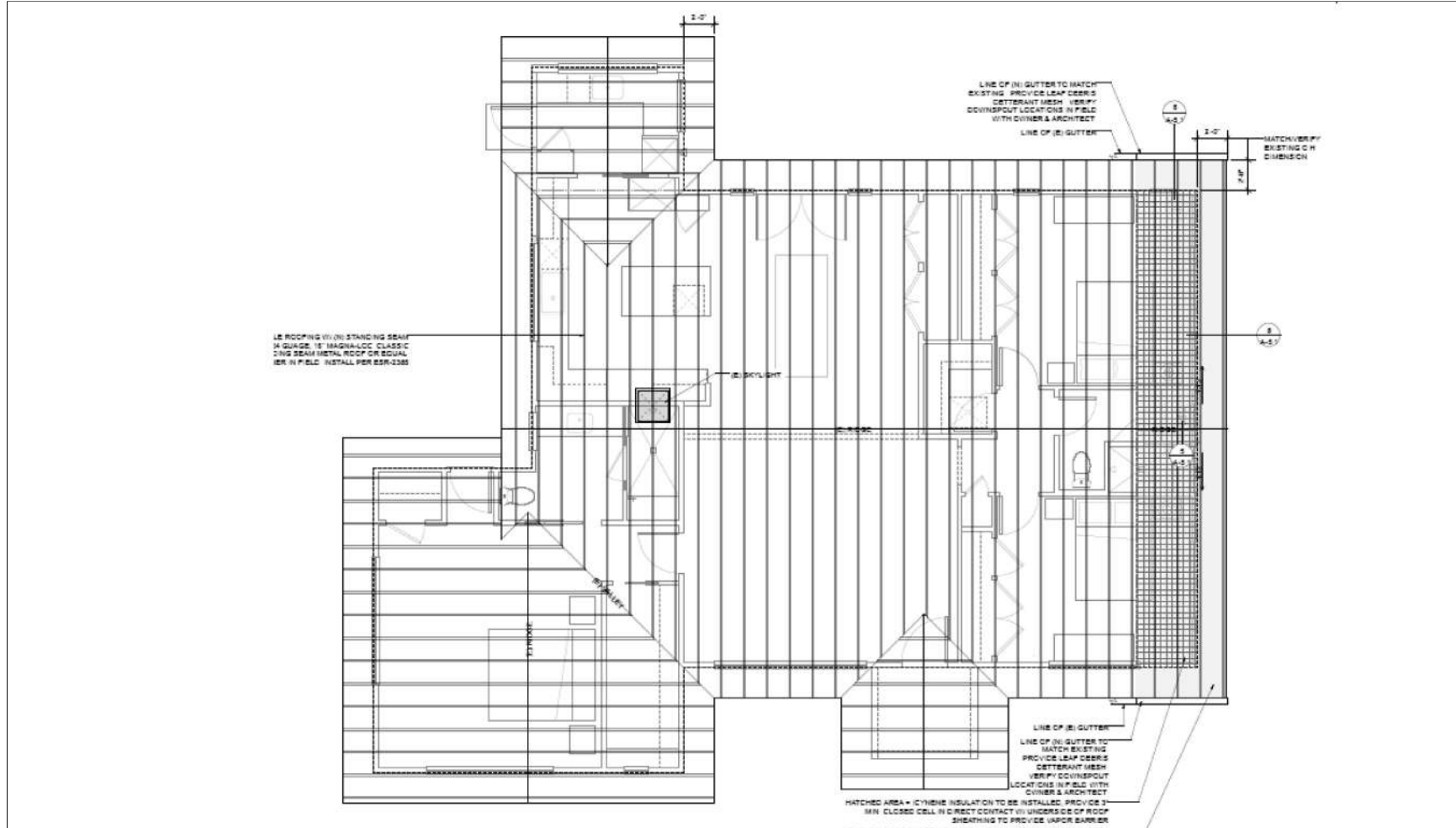
Client Information:
XXXXX
Ph:987-654-3210
Email:xxxxx@xxxx.xxx

Customer Information
1234 St Name, City ST 000000

Residential Roof Report

Order No.0000

Aerial View



Client Information:
XXXXX

Ph:987-654-3210

Email:xxxxx@xxx.xxx

Customer Information

1234 St Name, City ST 000000

Residential Roof Report

Order No.0000

Summary of Lengths, Areas and Pitches Table

Total Area	23.47	Pitched Planes (Sq.)	23.47
Primary Pitch	4:12	Flat Planes (0:12) (Sq.)	0.00
Ridges (ft)	94	Valleys (ft)	57
Hips (ft)	0	Rakes + Eaves (ft)	245
Rakes (ft)	129	Step Flashing (ft)	3
Eaves (ft)	116	Total Skylights	1
Apron Flashing (ft)	5	Total Chimneys	1
Parapet Lengths (ft)	0	Solar Panels	0
Ridge + Hips (ft)	94	RTUs	0

Note : All measurements are rounded off to nearest square foot /linear foot where appropriate

<u>Main Structure</u>	<u>Detached Building 1</u>	<u>Detached Building 2</u>	<u>Flat Roof 0:12 (Break Down)</u>	<u>Pitches table</u>
Total Area	2347	Total Area	Total Area	0
Ridges (ft)	94	Ridges (ft)	Ridges (ft)	0
Hips (ft)	0	Hips (ft)	Hips (ft)	0
Rakes (ft)	129	Rakes (ft)	Rakes (ft)	0
Eaves (ft)	116	Eaves (ft)	Eaves (ft)	0
Valleys (ft)	57	Valleys (ft)	Valleys (ft)	0
Apron Flashing (ft)	5	Apron Flashing (ft)	Apron Flashing (ft)	0
Step Flashing (ft)	3	Step Flashing (ft)	Step Flashing (ft)	0
Ridge + Hips (ft)	94	Ridge + Hips (ft)	Ridge + Hips (ft)	0
Rakes + Eaves (ft)	245	Rakes + Eaves (ft)	Parapet Lengths (ft)	0

Pitch/Slope	Area
4:12	2347
Total	2347

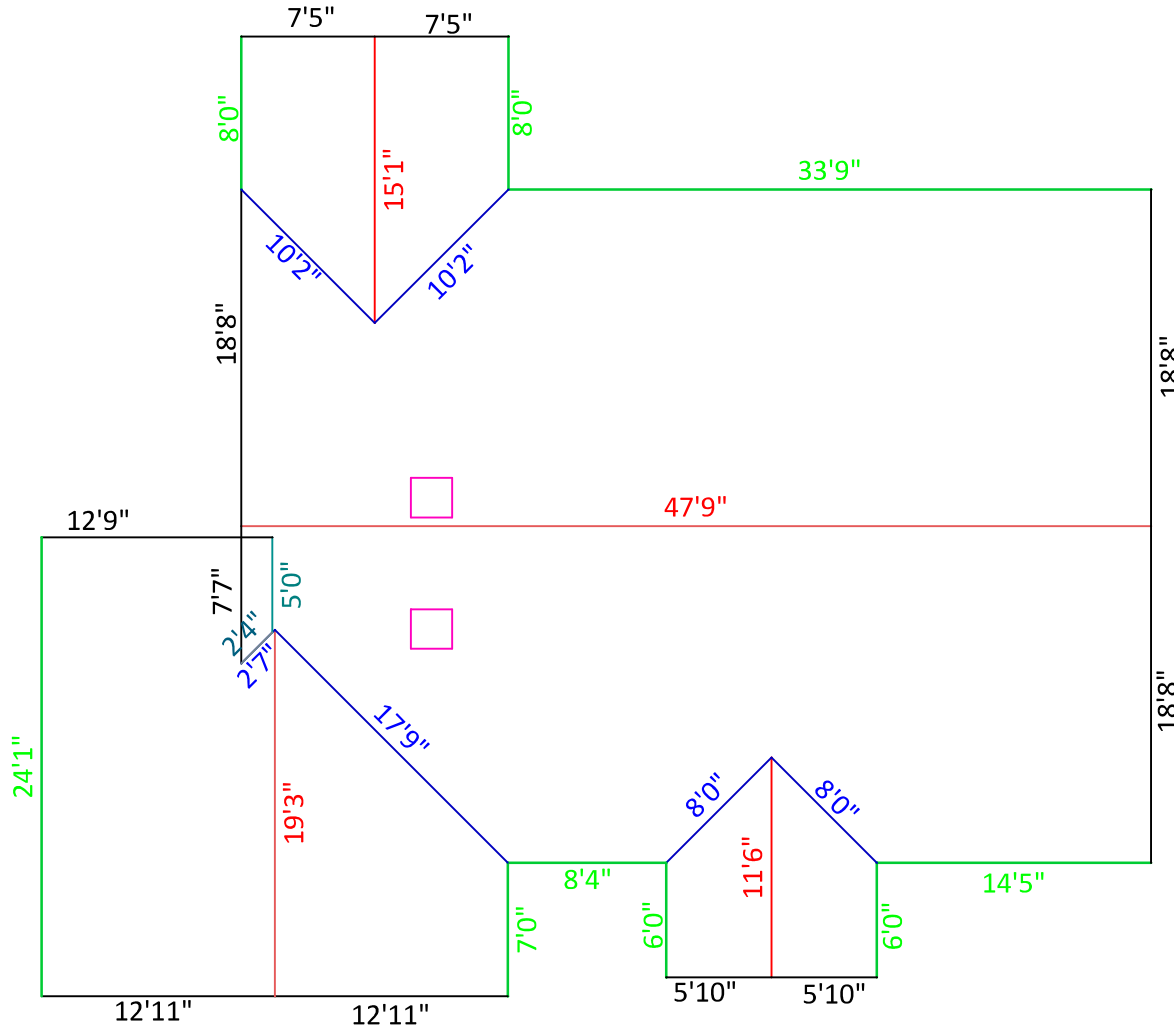
Client Information:
 XXXXX
 Ph:987-654-3210
 Email:xxxxx@xxxx.xxx

Customer Information
 1234 St Name, City ST 000000

Residential Roof Report

Order No.0000

Length Plan



Legend

Eaves (ft) = 116 Rakes (ft) = 129 Ridges (ft) = 94 Hips (ft) = 0 Valleys (ft) = 57 Apron Flashing (ft) = 5 Step Flashing (ft) = 3 Parapet Lengths (ft) = 0

Client Information:
XXXXX

Ph:987-654-3210

Email:xxxxx@xxxx.xxx

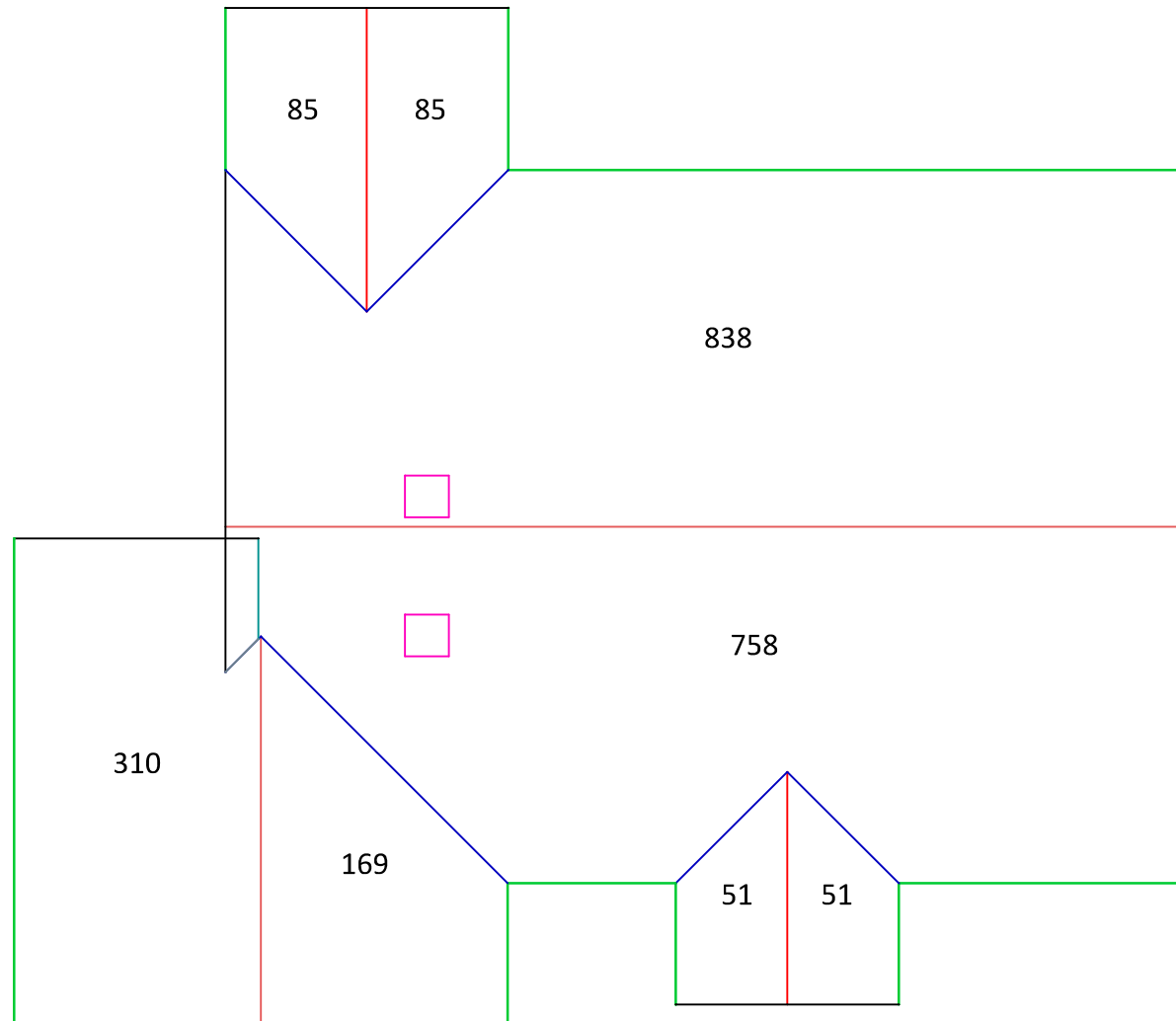
Customer Information

1234 St Name, City ST 000000

Residential Roof Report

Order No.0000

Area Measurements



Client Information:
XXXXX

Ph:987-654-3210

Email:xxxxx@xxx.xxx

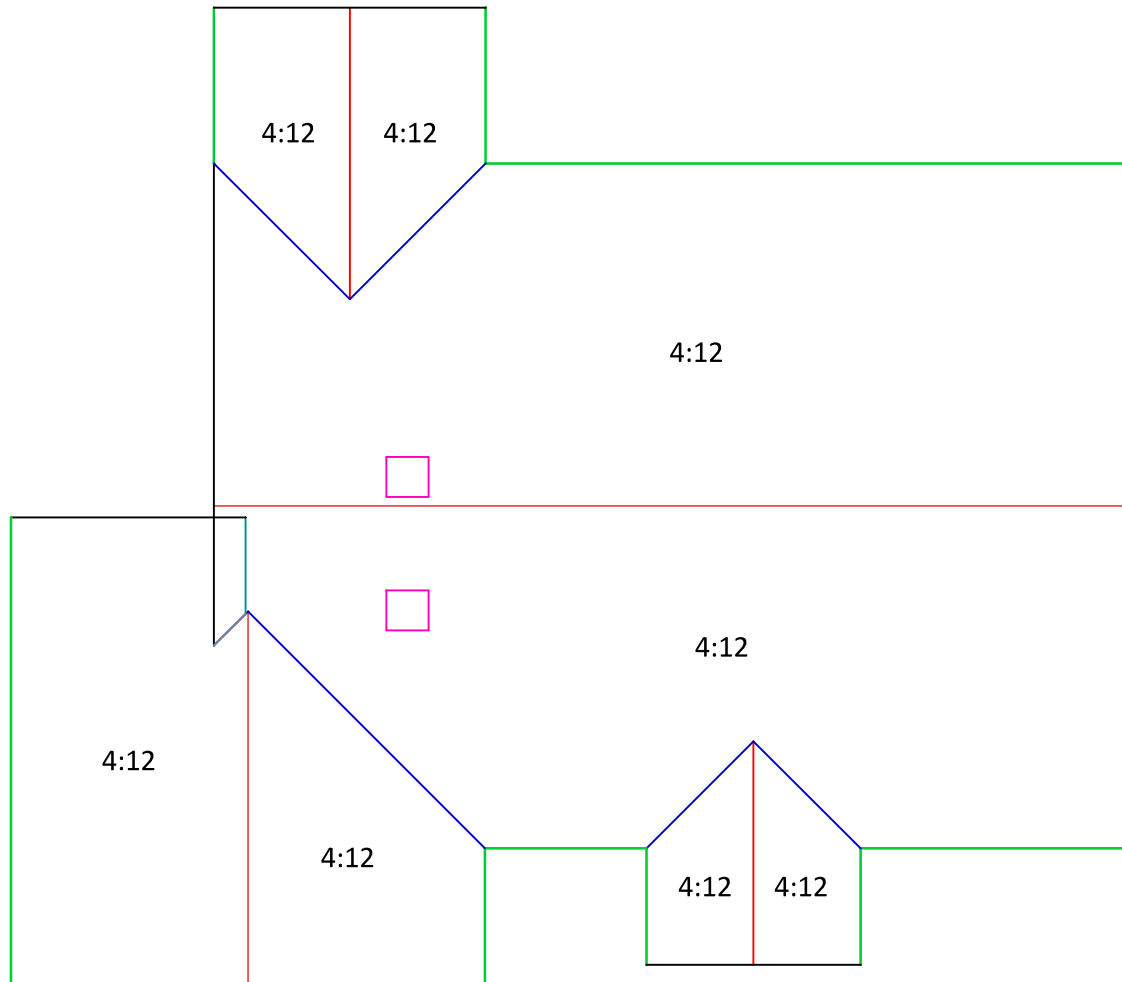
Customer Information

1234 St Name, City ST 000000

Residential Roof Report

Order No.0000

Pitch Values



Client Information:

Xxxxx

Ph:987-654-3210

Email:xxxxx@xxxx.xxx

Customer Information

1234 St Name, City ST 000000

Residential Roof Report

Order No.0000

Waste Factor Calculations

Waste Factor Calculation for (23.47) Sq

5%	10%	12%	15%	18%	20%	25%
24.64	25.82	26.29	26.99	27.69	28.16	29.34

Complexity Rating: 2%

Suggested Waste

Roof Waste % without bundling cap & starter: 7.14% (25.15) Sq

Total Waste % for this roof: 15.65% (27.14) Sq

Note:The above table does not include the extra supplies required for ridge, hip, and starting lengths. The suggested waste factor is supplied as a guide only; real waste percentages may vary depending on a number of uncontrollable factors. Individual installation methods, crew experiences, complexities in the asphalt shingle material, and probable reclamation from the area are a few examples of these waste factor variables, but they are not the only ones. The suggested waste factor from Roof Measuring may not apply to all results. The proposed waste is not intended to take the place of experience or judgement with regard to any specific replacement or repair job.